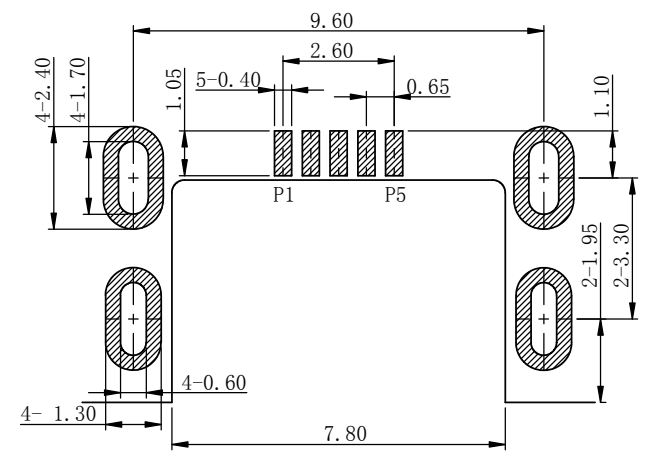
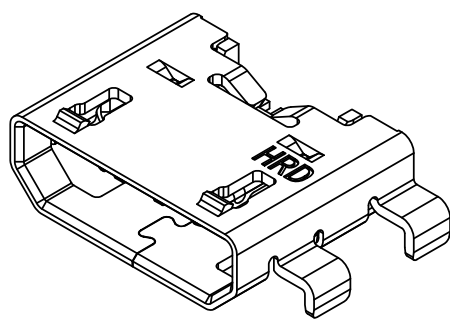
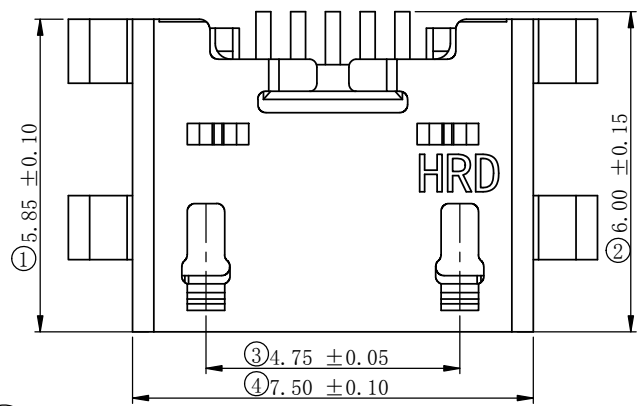
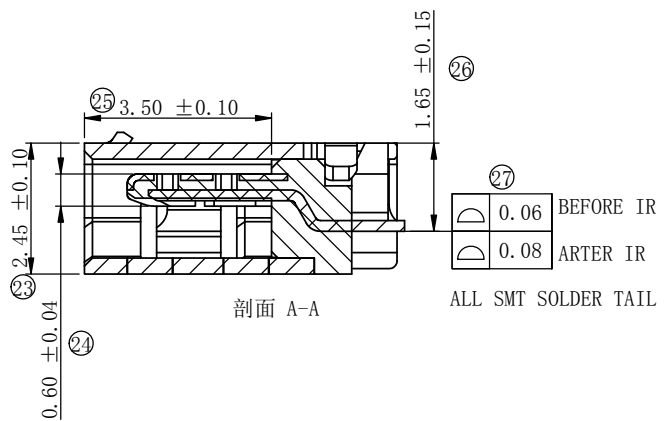
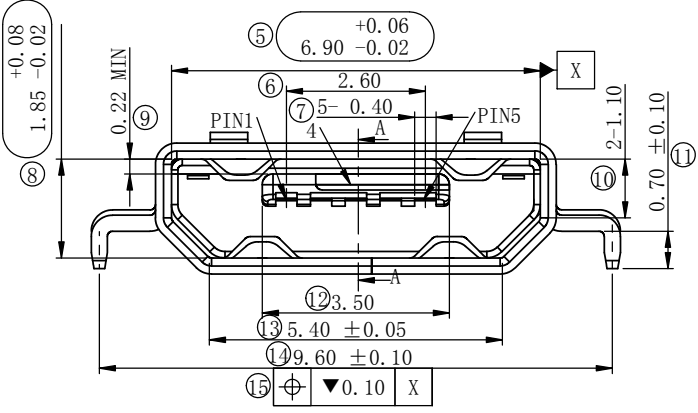


1 2 3 4 5 6 7 8

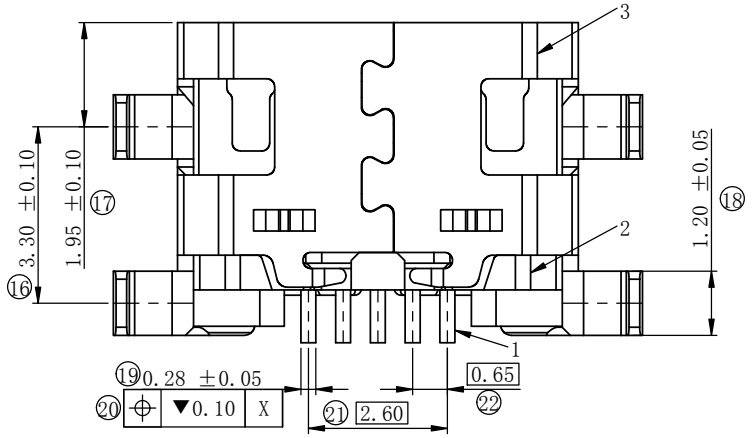
A
B
C
D
E
F




RECOMMENDED PCB LAYOUT (TOP VIEW)
GENERAL TOLERANCE (±0.05)



- NOTES:
SPECIFICATION:
1. Voltage: 12V AC
2. Current: 3A.
3. OPERATION TEMPERATURE: -45° TO +85°
4. STORAGE TEMPERATURE: -45° TO +85°
5. INSERT FORCE: 8-20N (BEFORE TEST), 8-20N (AFTER TEST)
6. EXTRACT FORCE: 8-20N (BEFORE TEST), 8-20N (AFTER TEST)
7. DURABILITY: 10000 CYCLES
8. SALT SPRAY RESISTANCE TEST FOR 48 HOURS
9. GP PASSED ACCORD WITH HRD-RoHS-219 STANDARD.
10. ALL DIMENSIONS MARKED ▼ MUST BE CONTROLLED BY QC.
11. MARK "◯": DIMENSIONS MARKER IS CPK, CPK ≥ 1.33.
12. ALL DIMENSIONS MARKER (XX) MUST BE MEASURE BY FAI.



4	GUIDE	SUS304-1/2H T=0.12mm	No Plated	1PCS
3	SHELL	SUS304-3/4H T=0.30mm	Au/Ni Plated	1PCS
2	HOUSING	LCP BLACK UL94-V0	BLACK	1PCS
1	CONTACT	C2680-H T=0.20mm	Au 1u"MIN PLATING ON CONTACT AREA Ni MIN UNDER PLATING	1SET
NO.	DESCRIPTION	MATERIAL	REMARKS	QTY

		UNITS: mm	GENERAL TOLERANCE		DRAW:		PART NO: U78-0B05F170	
		DATE: 03/28/2019	X. ±0.30	X' ±3.00'	CHECKED:		NAME: MICRO USB 5PIN-MOLDING HOUSING 板上1.65 (SMT带钢片)	
		SCALE: 10/1	.XX ±0.10	.XX' ±1.00'	APPROVE:		DRAWING NO: C-U78-0000	
			.XXX ±0.02	.XXX' ±0.50'				
A	NEW	03/28/2019	SHEET: 1/1		TITLE: CUSTOMER DRAW		 昆山捷皇电子精密科技有限公司 HONGRIDA ELECTRONIC TECHNOLOGY CO., LTD.	
REV.	ECN NO.	DESCRIPTION	DATE	REV. A	FINISH: SEE NOTE			

1 2 3 4 5 6 7 8

